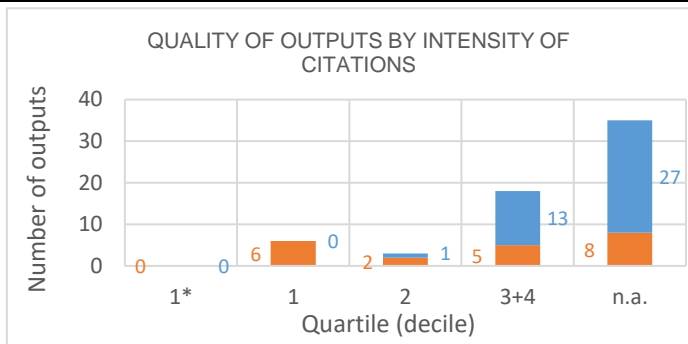
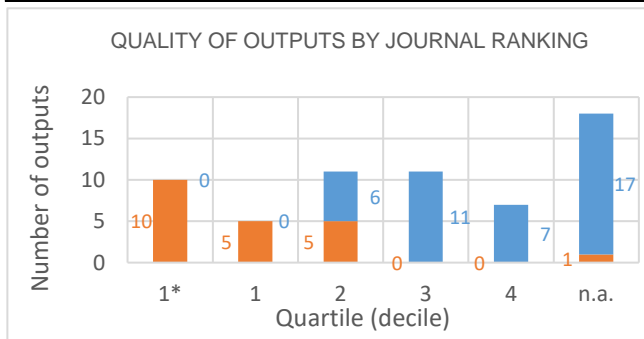


# Evaluation of the Research and Professional Activities of the Institutes of the Czech Academy of Sciences for 2015–2019

## BIBLIOMETRIC PARAMETERS OF ALL OUTPUTS INCLUDING THOSE EVALUATED IN THE PHASE I.

**Institute:** Institute of Computer Science of the CAS, v. v. i.  
**Team:** Department of Computational Mathematics  
**Head:** Stefan Ratschan  
**Field:** Mathematics  
**Total number of outputs:** 62      **Evaluated outputs:** 21



### TYPES OF COLLABORATION

Collaboration	Outputs (evaluated)	Outputs (not evaluated)
A1	1	6
B	3	7
B1	4	15
C	3	5
C1	8	4
D		1
D1		
E		
n.a.	1	3
Without affiliation	1	
A1+B1+C1+D1	13	25
B+C+D+E	6	13

### FIELD STRUCTURE OF OUTPUTS

Field structure of outputs	Outputs (evaluated)	Outputs (not evaluated)
Mathematics Applied	16	24
Mathematics	4	14
Computer Science Interdisciplinary A		7
Computer Science Software Engineer	3	3
Computer Science Theory Methods	2	4
Engineering Multidisciplinary		5
n.a.	1	3
Computer Science Information System	1	1
Engineering Electrical Electronic	1	1
Physics Mathematical		2
Automation Control Systems	1	
Biochemical Research Methods		1
Computer Science Artificial Intelligence	1	
Computer Science Hardware Architect	1	
Engineering Biomedical		1
Mathematical Computational Biology		1
Medicine General Internal		1
Operations Research Management S	1	

**Total number of outputs:** outputs of the team published during the evaluated period 2015-2019.

**Evaluated outputs:** selected outputs submitted by the team to the Phase I of evaluation.

**Outputs used for bibliometry:** subset of all outputs registered in the Web of Science; document type: article, review or proceedings paper.

**Quality of outputs by journal ranking:** number of outputs in top decile (1\*) and quartiles (1-4) by AIS of journals; n. a. - outputs in journals without AIS; orange: outputs from the Phase I, blue: the other outputs of the team.

**Quality of outputs by intensity of citations:** number of outputs in the top decile (1\*) and in quartiles (1, 2, 3+4) determined from the list of outputs ordered by the number of citations (downloaded from the Web of Science at the beginning of evaluation) for each subject category, year, and type of output; n. a. – the data are not robust enough for relevant judgement; orange: outputs from the Phase I, blue: the other outputs of the team.

**Types of collaboration:** outputs created exclusively in a particular institute are marked by A1, outputs created within national cooperation by max. 5 organizations are marked by B, outputs created within international cooperation by max. 5 organizations are marked C, outputs created within large collaboration exceeding 5 organizations are marked D, outputs created within large international collaboration are marked E. It is distinguished by marking B1/B, C1/C and D1/D whether the output has/does not have a corresponding author from a particular team.

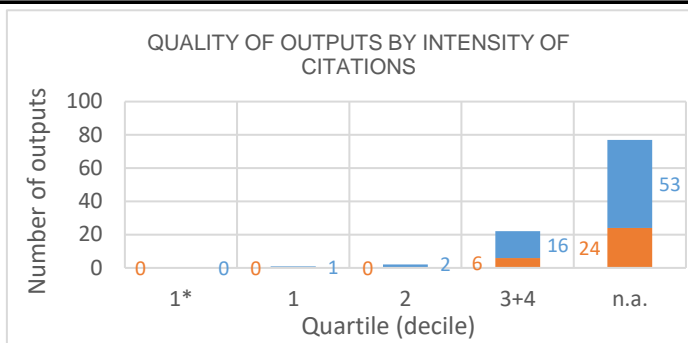
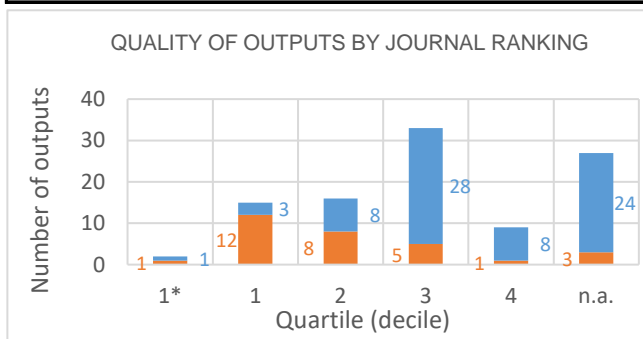
**Field structure of outputs:** number of outputs of the team in different subject categories (subfields); if the output is assigned to more than one field, the field where the publication performs best (assessed by Quality of outputs by journals ranking) is taken; the table shows up to 20 fields.

**Detailed explanation of the indicators is provided in the Methodology of evaluation, Annex 2 – Bibliometrics.**

# Evaluation of the Research and Professional Activities of the Institutes of the Czech Academy of Sciences for 2015–2019

## BIBLIOMETRIC PARAMETERS OF ALL OUTPUTS INCLUDING THOSE EVALUATED IN THE PHASE I.

**Institute:** Institute of Computer Science of the CAS, v. v. i.  
**Team:** Department of Theoretical Computer Science  
**Head:** Petr Cintula  
**Field:** Mathematics  
**Total number of outputs:** 102      **Evaluated outputs:** 30



### TYPES OF COLLABORATION

Collaboration	Outputs (evaluated)	Outputs (not evaluated)
A1	10	21
B	3	6
B1	4	8
C	6	20
C1	4	12
D	1	
D1		1
E		
n.a.	2	2
Without affiliation		2
A1+B1+C1+D1	18	42
B+C+D+E	10	26

### FIELD STRUCTURE OF OUTPUTS

Field structure of outputs	Outputs (evaluated)	Outputs (not evaluated)
Mathematics	17	35
Mathematics Applied	9	24
Logic	9	20
Computer Science Theory Methods	6	17
Computer Science Artificial Intelligence	2	19
Philosophy	2	10
Computer Science Interdisciplinary Areas		7
Statistics Probability		6
Computer Science Software Engineering	2	2
n.a.	2	2
Engineering Electrical Electronic		3
Computer Science Information Systems	1	1
Computer Science Hardware Architecture		1
Linguistics		1
Neurosciences	1	
Robotics		1

**Total number of outputs:** outputs of the team published during the evaluated period 2015-2019.

**Evaluated outputs:** selected outputs submitted by the team to the Phase I of evaluation.

**Outputs used for bibliometry:** subset of all outputs registered in the Web of Science; document type: article, review or proceedings paper.

**Quality of outputs by journal ranking:** number of outputs in top decile (1\*) and quartiles (1-4) by AIS of journals; n. a. - outputs in journals without AIS; orange: outputs from the Phase I, blue: the other outputs of the team.

**Quality of outputs by intensity of citations:** number of outputs in the top decile (1\*) and in quartiles (1, 2, 3+4) determined from the list of outputs ordered by the number of citations (downloaded from the Web of Science at the beginning of evaluation) for each subject category, year, and type of output; n. a. – the data are not robust enough for relevant judgement; orange: outputs from the Phase I, blue: the other outputs of the team.

**Types of collaboration:** outputs created exclusively in a particular institute are marked by A1, outputs created within national cooperation by max. 5 organizations are marked by B, outputs created within international cooperation by max. 5 organizations are marked C, outputs created within large collaboration exceeding 5 organizations are marked D, outputs created within large international collaboration are marked E. It is distinguished by marking B1/B, C1/C and D1/D whether the output has/does not have a corresponding author from a particular team.

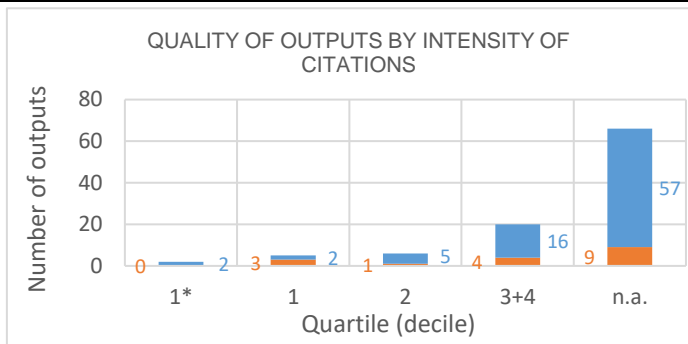
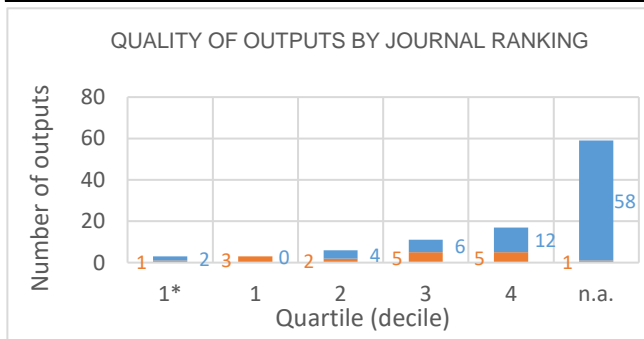
**Field structure of outputs:** number of outputs of the team in different subject categories (subfields); if the output is assigned to more than one field, the field where the publication performs best (assessed by Quality of outputs by journals ranking) is taken; the table shows up to 20 fields.

**Detailed explanation of the indicators is provided in the Methodology of evaluation, Annex 2 – Bibliometrics.**

# Evaluation of the Research and Professional Activities of the Institutes of the Czech Academy of Sciences for 2015–2019

## BIBLIOMETRIC PARAMETERS OF ALL OUTPUTS INCLUDING THOSE EVALUATED IN THE PHASE I.

**Institute:** Institute of Computer Science of the CAS, v. v. i.  
**Team:** Department of Machine Learning  
**Head:** František Hák  
**Field:** Computer and information sciences  
**Total number of outputs:** 99      **Evaluated outputs:** 17



### TYPES OF COLLABORATION

Collaboration	Outputs (evaluated)	Outputs (not evaluated)
A1	3	23
B	2	22
B1	3	12
C	6	11
C1	2	6
D		6
D1		
E		
n.a.	1	2
Without affiliation		
A1+B1+C1+D1	8	41
B+C+D+E	8	39

### FIELD STRUCTURE OF OUTPUTS

Field structure of outputs	Outputs (evaluated)	Outputs (not evaluated)
Computer Science Artificial Intelligence	7	39
Computer Science Theory Methods	6	15
Engineering Electrical Electronic	2	12
Computer Science Information Systems	1	10
Statistics Probability	5	4
Computer Science Interdisciplinary Applications	1	7
Economics		8
Mathematics Applied	3	4
Robotics		6
Computer Science Software Engineering	1	3
Social Sciences Mathematical Methods		4
Computer Science Cybernetics		3
Engineering Biomedical		3
Mathematics Interdisciplinary Applications		3
n.a.	1	2
Neurosciences	1	2
Astronomy Astrophysics		2
Computer Science Hardware Architecture	1	1
Crystallography		2
Engineering Multidisciplinary		2

**Total number of outputs:** outputs of the team published during the evaluated period 2015-2019.

**Evaluated outputs:** selected outputs submitted by the team to the Phase I of evaluation.

**Outputs used for bibliometry:** subset of all outputs registered in the Web of Science; document type: article, review or proceedings paper.

**Quality of outputs by journal ranking:** number of outputs in top decile (1\*) and quartiles (1-4) by AIS of journals; n. a. - outputs in journals without AIS; orange: outputs from the Phase I, blue: the other outputs of the team.

**Quality of outputs by intensity of citations:** number of outputs in the top decile (1\*) and in quartiles (1, 2, 3+4) determined from the list of outputs ordered by the number of citations (downloaded from the Web of Science at the beginning of evaluation) for each subject category, year, and type of output; n. a. – the data are not robust enough for relevant judgement; orange: outputs from the Phase I, blue: the other outputs of the team.

**Types of collaboration:** outputs created exclusively in a particular institute are marked by A1, outputs created within national cooperation by max. 5 organizations are marked by B, outputs created within international cooperation by max. 5 organizations are marked C, outputs created within large collaboration exceeding 5 organizations are marked D, outputs created within large international collaboration are marked E. It is distinguished by marking B1/B, C1/C and D1/D whether the output has/does not have a corresponding author from a particular team.

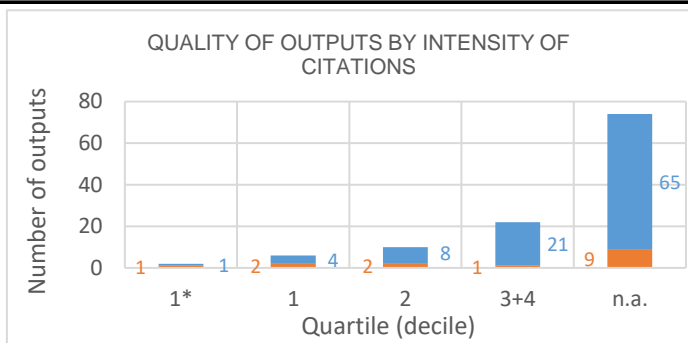
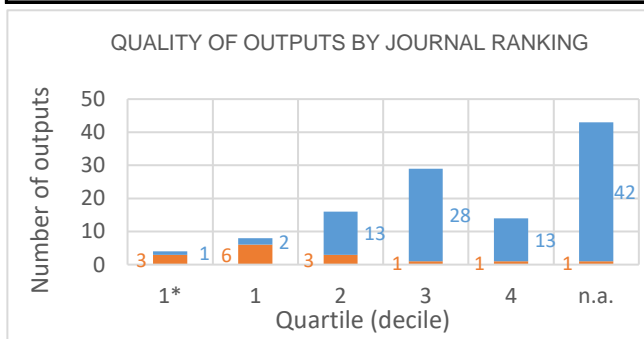
**Field structure of outputs:** number of outputs of the team in different subject categories (subfields); if the output is assigned to more than one field, the field where the publication performs best (assessed by Quality of outputs by journals ranking) is taken; the table shows up to 20 fields.

**Detailed explanation of the indicators is provided in the Methodology of evaluation, Annex 2 – Bibliometrics.**

# Evaluation of the Research and Professional Activities of the Institutes of the Czech Academy of Sciences for 2015–2019

## BIBLIOMETRIC PARAMETERS OF ALL OUTPUTS INCLUDING THOSE EVALUATED IN THE PHASE I.

**Institute:** Institute of Computer Science of the CAS, v. v. i.  
**Team:** Department of Statistical Modelling  
**Head:** Zdeněk Valenta  
**Field:** Computer and information sciences  
**Total number of outputs:** 114      **Evaluated outputs:** 15



### TYPES OF COLLABORATION

Collaboration	Outputs (evaluated)	Outputs (not evaluated)
A1	1	6
B	5	18
B1	1	8
C		14
C1		
D	6	25
D1	1	2
E		
n.a.	1	25
Without affiliation		1
A1+B1+C1+D1	3	16
B+C+D+E	11	57

### FIELD STRUCTURE OF OUTPUTS

Field structure of outputs	Outputs (evaluated)	Outputs (not evaluated)
n.a.	1	25
Statistics Probability	3	8
Public Environmental Occupational H		7
Environmental Sciences	1	5
Cardiac Cardiovascular Systems	2	3
Economics		5
Forestry	1	4
Neurosciences	1	4
Endocrinology Metabolism		4
Energy Fuels		4
Entomology	1	3
Mathematics Applied		4
Education Scientific Disciplines	2	1
Medicine Research Experimental		3
Meteorology Atmospheric Sciences		3
Anthropology		2
Behavioral Sciences	1	1
Biodiversity Conservation		2
Biochemistry Molecular Biology		2
Biology		2

**Total number of outputs:** outputs of the team published during the evaluated period 2015-2019.

**Evaluated outputs:** selected outputs submitted by the team to the Phase I of evaluation.

**Outputs used for bibliometry:** subset of all outputs registered in the Web of Science; document type: article, review or proceedings paper.

**Quality of outputs by journal ranking:** number of outputs in top decile (1\*) and quartiles (1-4) by AIS of journals; n. a. - outputs in journals without AIS; orange: outputs from the Phase I, blue: the other outputs of the team.

**Quality of outputs by intensity of citations:** number of outputs in the top decile (1\*) and in quartiles (1, 2, 3+4) determined from the list of outputs ordered by the number of citations (downloaded from the Web of Science at the beginning of evaluation) for each subject category, year, and type of output; n. a. – the data are not robust enough for relevant judgement; orange: outputs from the Phase I, blue: the other outputs of the team.

**Types of collaboration:** outputs created exclusively in a particular institute are marked by A1, outputs created within national cooperation by max. 5 organizations are marked by B, outputs created within international cooperation by max. 5 organizations are marked C, outputs created within large collaboration exceeding 5 organizations are marked D, outputs created within large international collaboration are marked E. It is distinguished by marking B1/B, C1/C and D1/D whether the output has/does not have a corresponding author from a particular team.

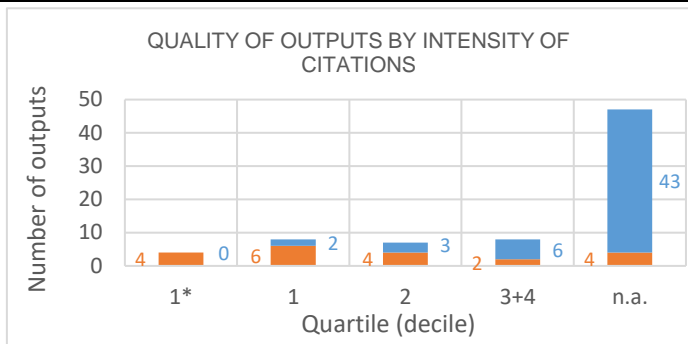
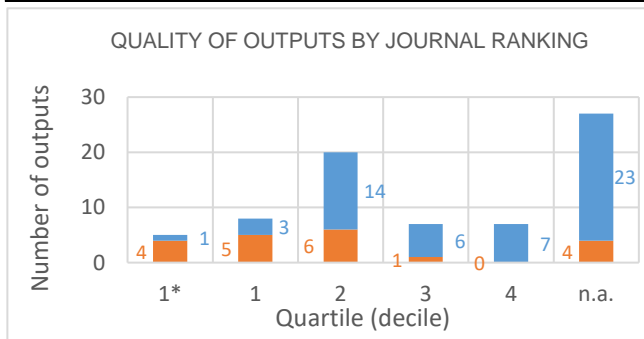
**Field structure of outputs:** number of outputs of the team in different subject categories (subfields); if the output is assigned to more than one field, the field where the publication performs best (assessed by Quality of outputs by journals ranking) is taken; the table shows up to 20 fields.

**Detailed explanation of the indicators is provided in the Methodology of evaluation, Annex 2 – Bibliometrics.**

# Evaluation of the Research and Professional Activities of the Institutes of the Czech Academy of Sciences for 2015–2019

## BIBLIOMETRIC PARAMETERS OF ALL OUTPUTS INCLUDING THOSE EVALUATED IN THE PHASE I.

**Institute:** Institute of Computer Science of the CAS, v. v. i.  
**Team:** Department of Complex Systems  
**Head:** Jaroslav Hlinka  
**Field:** Computer and information sciences  
**Total number of outputs:** 74      **Evaluated outputs:** 20



### TYPES OF COLLABORATION

Collaboration	Outputs (evaluated)	Outputs (not evaluated)
A1		2
B	1	6
B1	3	8
C	4	12
C1	6	3
D	3	11
D1	1	
E		
n.a.	2	12
Without affiliation		
A1+B1+C1+D1	10	13
B+C+D+E	8	29

### FIELD STRUCTURE OF OUTPUTS

Field structure of outputs	Outputs (evaluated)	Outputs (not evaluated)
n.a.	2	12
Physics Mathematical	7	3
Mathematics Applied	5	4
Meteorology Atmospheric Sciences	3	6
Neurosciences	1	4
Physics Fluids Plasmas	2	3
Environmental Sciences	2	2
Geosciences Multidisciplinary	3	1
Mathematics Interdisciplinary Application	2	2
Psychiatry	1	3
Statistics Probability		4
Computer Science Theory Methods		3
Engineering Electrical Electronic		3
Mathematics		3
Multidisciplinary Sciences	1	2
Physics Multidisciplinary		3
Computer Science Hardware Architecture		2
Construction Building Technology		2
Engineering Civil		2
Engineering Environmental	1	1

**Total number of outputs:** outputs of the team published during the evaluated period 2015-2019.

**Evaluated outputs:** selected outputs submitted by the team to the Phase I of evaluation.

**Outputs used for bibliometry:** subset of all outputs registered in the Web of Science; document type: article, review or proceedings paper.

**Quality of outputs by journal ranking:** number of outputs in top decile (1\*) and quartiles (1-4) by AIS of journals; n. a. - outputs in journals without AIS; orange: outputs from the Phase I, blue: the other outputs of the team.

**Quality of outputs by intensity of citations:** number of outputs in the top decile (1\*) and in quartiles (1, 2, 3+4) determined from the list of outputs ordered by the number of citations (downloaded from the Web of Science at the beginning of evaluation) for each subject category, year, and type of output; n. a. – the data are not robust enough for relevant judgement; orange: outputs from the Phase I, blue: the other outputs of the team.

**Types of collaboration:** outputs created exclusively in a particular institute are marked by A1, outputs created within national cooperation by max. 5 organizations are marked by B, outputs created within international cooperation by max. 5 organizations are marked C, outputs created within large collaboration exceeding 5 organizations are marked D, outputs created within large international collaboration are marked E. It is distinguished by marking B1/B, C1/C and D1/D whether the output has/does not have a corresponding author from a particular team.

**Field structure of outputs:** number of outputs of the team in different subject categories (subfields); if the output is assigned to more than one field, the field where the publication performs best (assessed by Quality of outputs by journals ranking) is taken; the table shows up to 20 fields.

**Detailed explanation of the indicators is provided in the Methodology of evaluation, Annex 2 – Bibliometrics.**